

SKY esthetic line



Surgically and prosthetically optimized

SKY esthetic line

Surgically and prosthetically optimized

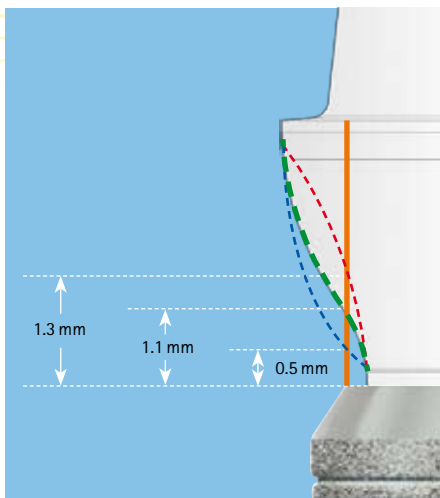
The requirements of surgeons and dental technicians differ strongly.

Surgeons wish for

an abutment which provides a great deal of horizontal and vertical space for the attachment of the soft tissue in the sulcus area in order to ensure long-term success of implant placement.

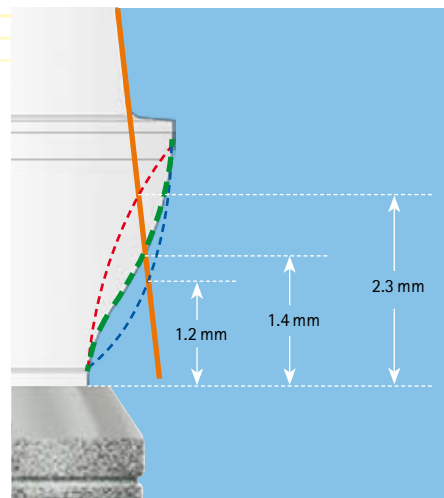
Dental technicians wish for

a convex abutment which provides sufficient space for individualizing in order to achieve a perfect esthetic result even in the deep region of the sulcus.



Soft tissue attachment

With a height of 0.5 mm, the convex shape preferred by dental technicians offers very little space for attachment to the abutment which may cause problems in the long run.



Individualizing

In these cases the convex design offers a minimal residual height of approx. 1.2 mm which can be easily achieved by the dental technician.

With a residual height of 2.3 mm, the concave design desired by surgeons hardly offers any possibilities for individualizing.



caVex

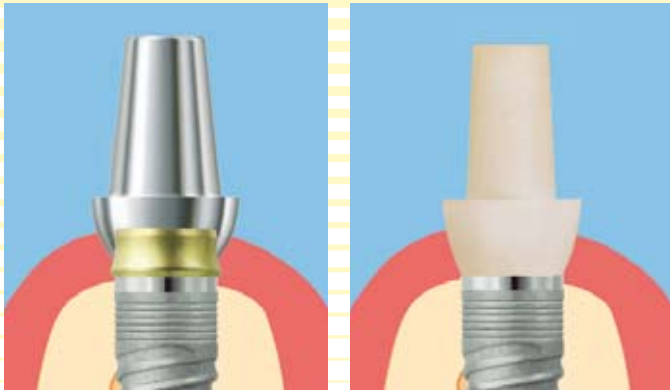
offers the perfect surgical/prosthetic solution

The caVex design is the perfect solution for the surgical and dental technical requirements since the values that can be achieved differ only slightly from the maximum values:

- Maximum - prosthetic: 1.4 mm
- Maximum - surgical: 1.1 mm



Clinical use

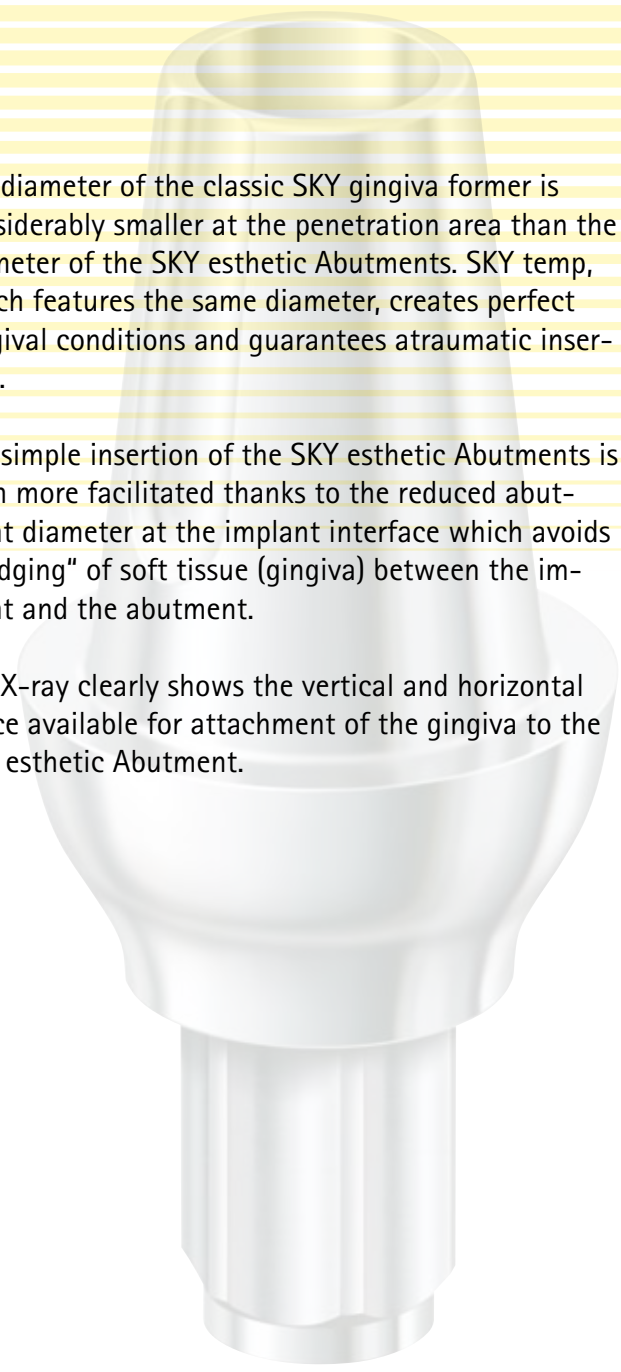
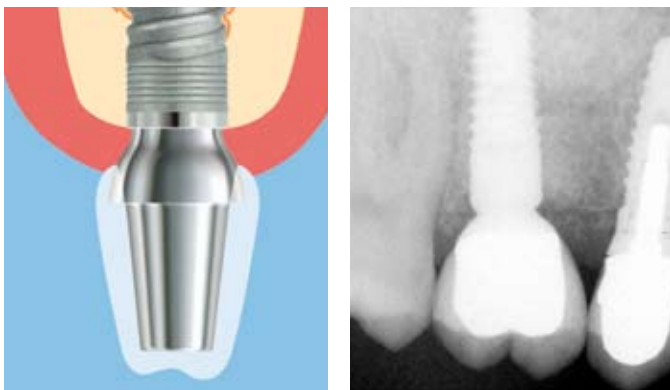


The diameter of the classic SKY gingiva former is considerably smaller at the penetration area than the diameter of the SKY esthetic Abutments. SKY temp, which features the same diameter, creates perfect gingival conditions and guarantees atraumatic insertion.

The simple insertion of the SKY esthetic Abutments is even more facilitated thanks to the reduced abutment diameter at the implant interface which avoids „wedging“ of soft tissue (gingiva) between the implant and the abutment.

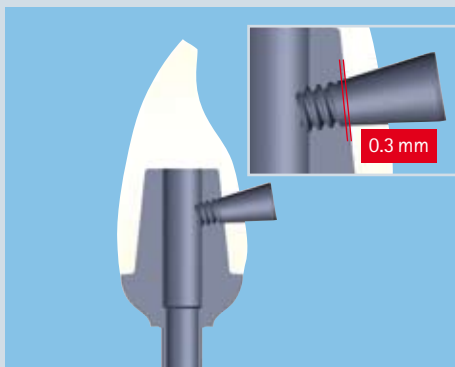


The X-ray clearly shows the vertical and horizontal space available for attachment of the gingiva to the SKY esthetic Abutment.



Always the right solution!

Horizontal fixation of implant-supported restorations



Set of tools – individual screw connections

- ▶ Conical screw head is lowered 0.3 mm deep in the abutment
 - Unsurpassed resistance to fracture
 - Protection against shear forces
- ▶ Screw head can be shortened by 60%
- ▶ Stress-free fixation of the crown
- ▶ Suitable for:
 - Precious metal-ceramic restorations
 - Titanium-ceramic restorations
 - Zirconium restorations



Clinical case



The SKY esthetic Abutment individualized according to esthetic aspects is inserted into the sulcus which has been perfectly formed by SKY temp.



The individualized SKY esthetic Abutment creates the basis for the laboratory-made esthetic restoration.

Photos: Dres. Weiss
OPUS-DC dental clinic, Ulm

Security-Lock

Splinting with a thread in the secondary element provides:

- ▶ Reliability
 - No fractures
- ▶ Long-term success
 - No loosening
 - No loss of the restoration
- ▶ Can be adapted individually to the anatomical conditions



Friction Splint

- ▶ Stress-free restoration since any potential stress is absorbed by the plastic sleeve
- ▶ Particularly suitable for all-ceramic and bar restorations
- ▶ High stability thanks to bilateral support in the abutment
- ▶ Can be easily removed during the recall visit

Esthetics and long-term success



caVex = concave + convex

Combination of concave and convex design for

- ▶ Perfect esthetics
- ▶ Optimized gingival conditions



Refined surface

- ▶ The surface of the esthetic line Abutments is refined in a final processing step to achieve perfect attachment of the gingiva
- ▶ Micro-grooves facilitate the apposition of the gingival cells




Few components – perfect result!

All surgical and prosthetic requirements can be met with just 4 abutments.

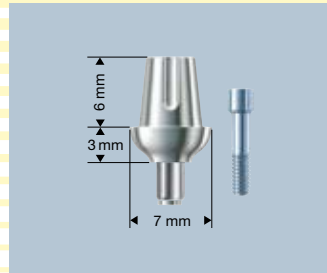
- ▶ Straight Abutments 0°
 - SKY esthetic M
 - SKY esthetic L
- ▶ Angled Abutments 15°
 - SKY esthetic M 15°
 - SKY esthetic M 15° R
 with 12 positions

Information on ordering



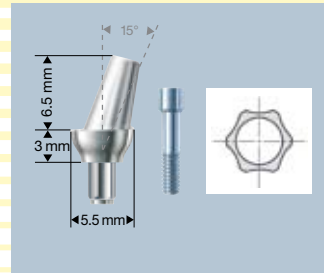
SKY esthetic Abutment M 0°
with screw 2.2

REF SKY-EM00



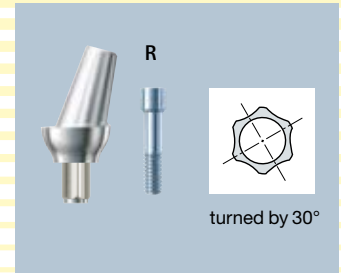
SKY esthetic Abutment L 0°
with screw 2.2

REF SKY-EL00



SKY esthetic Abutment M 15°
with screw 2.2

REF SKY-EM15




SKY esthetic Abutment M 15° R
with screw 2.2

REF SKY-EM16

Treatment concepts for SKY esthetic line

Gingiva forming



SKY temp M (medium)

REF SKYTEMPM

SKY temp L (large)

REF SKYTEMPL

Horizontal fixation




Set of tools for individual
screw connections M 1.4
Set, 10 parts

REF 330 0060 0

Set of tools for individual
screw connections M 1.6
Set, 10 parts

REF 330 0001 6



Security-Lock with HL sleeve

Ø 1.0 mm, REF 430 0729 0

Ø 1.4 mm, REF 430 0729 1

Ø 1.8 mm, REF 430 0729 2

Security-Lock adhesive sleeve, titanium

Ø 1.4 mm, REF 430 0739 5

Security-Lock ceramic

Ø 1.4 mm, REF 430 0739 1



Instruments for processing titanium

Titanium bur - individually packed

REF D194KT40

REF D263KT40

Ceragum, coarse, lens
12 pieces

REF PLK G221 2

Rodeo round brushes
Ø 18 mm, 15 pieces

REF 350 0096 0

Titapol titanium polishing paste
150 g

REF 520 0015 3



Friction Splint FS1 sleeve
1 Stück

REF 450 0008 0

Friction Splint FS1 Splint

1 piece

REF 450 0008 1

